

Twitter

Top tips



Tip 1



Be findable by your real name

Make sure your **real name** is either in the name field or in your bio text. People will often look for you by your real name rather than by your company name.

Also, add your **website URL** to your profile. You're missing out on easy web traffic otherwise.



Tip 2



Find untagged mentions of your content

If someone shares your website or blog in a tweet but doesn't tag you, you won't get a notification.

Search for these untagged mentions of your content by adapting this Twitter search:

[espirian.co.uk -from:espirian -@espirian](https://twitter.com/search?q=espirian.co.uk%20-from:espirian%20-@espirian)



Tip 3



Find untagged mentions of your name

If someone mentions your name in a tweet but doesn't tag you, you won't get a notification.

Search for these untagged mentions of your name by adapting this Twitter search:

"john espirian" -from:espirian -@espirian

(Doesn't work so well with common names.)



Tip 4




Find hashtags properly

If you want to find tweets containing a hashtag, use this web address and change **example** to the hashtag you want.

twitter.com/hashtag/example

This works better than Twitter search, which can display extra results that may not be relevant.



Tip 5



Mute irrelevant words, phrases and hashtags

Use Twitter's privacy settings to mute words, phrases and hashtags that aren't relevant or that you're fed up of seeing.

On desktop, use this address to view/edit the list:

https://twitter.com/settings/muted_keywords



Tip 6



Preview your links

Before you share a link in a tweet, you can preview what the featured image (if there is one) will look like when the tweet is posted.

Enter the web address on this page to test it:

<https://cards-dev.twitter.com/validator>



Tip 7



Filter your searches

Add filters to your Twitter searches to restrict the results. Examples:

filter:images – only tweets containing images

filter:follows – only tweets by those you follow

filter:verified – only tweets by "blue tick" accounts



Tip 8



Use date-based searches


Restrict Twitter search results by date by using either or both of these date filters:

until:2017-05-08 – tweets up to 8 May 2017

since:2019-07-01 – tweets after 1 July 2019

More filters here:

<https://espirian.co.uk/twitter-search-advanced-guide/>

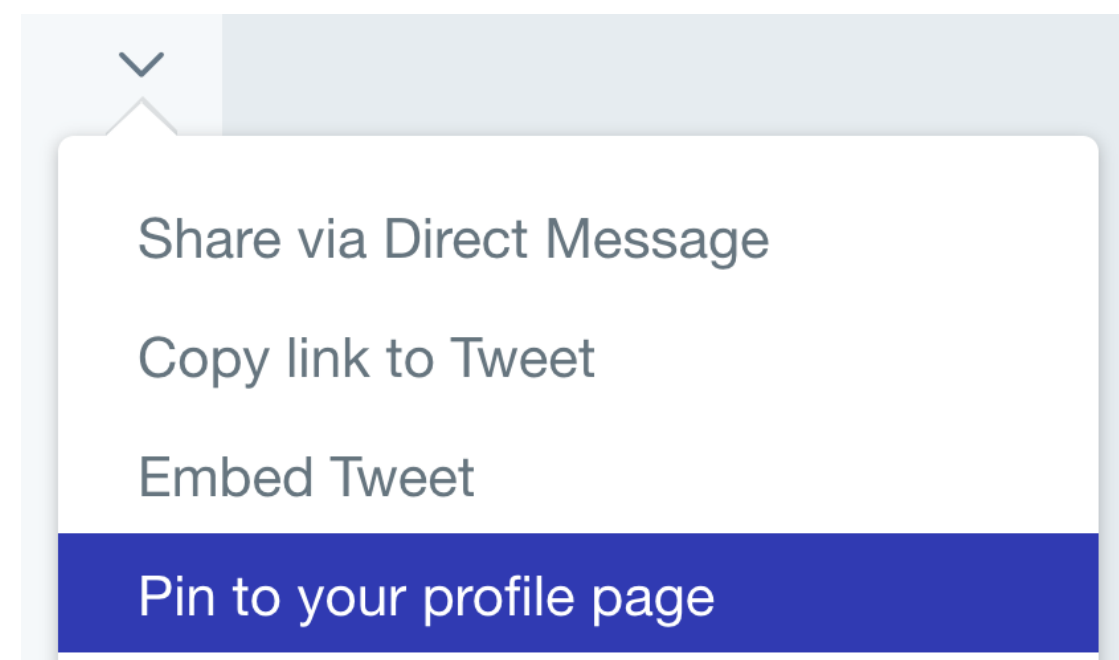


Tip 9



Pin your most valuable tweet

Use the pin feature to highlight your most important or popular tweet.



This could be an in-depth article, a personal video welcome or a tweet with a lot of engagement.



Tip 10



Find out who follows each other

Use <https://doesfollow.com/> to see which Twitter accounts follow each other.



It's a good tool to understand where there are opportunities to help people connect.



Need help?

espirian.co.uk

